

# Brick 1x2 - #1254



4W



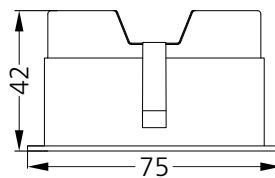
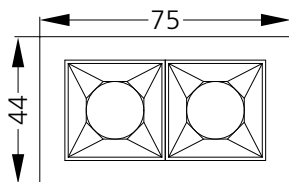

388lm



4000K



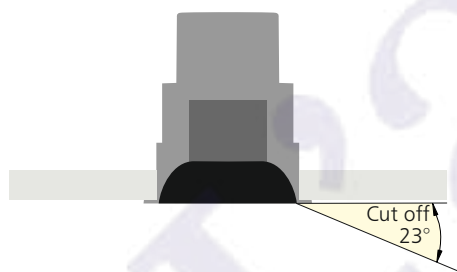
15°



66x37

## Photometric Data

Light source	LED - High Power	Light output ratio	68%
Power (W)	4W	Color rendering index (Ra)	>92
Delivered lumens	388lm	Color rendering index (R9)	>50
Source lumens	570lm	Binning MacAdam	<3 SDCM
Colour temperature (K)	4000K	LED life	L90 B10 Tj75°C
Luminaire efficacy	97lm/W	UGR	<19
Beam angle	15°	Operating temperature	-20°C to +50°C
Cutoff angle	23°	Light distribution	Direct - Symmetric



## Technical Data

Mounting detail	Ceiling - Recessed 1-25mm	Product weight	124gms
Fixing detail	Dual tension spring	Safety class	III
Orientation	Fixed	Insulation class	III
IP rating	IP20	LED current (mA)	500mA
Glow wire test	850°	Voltage	AC230V
Trim material	Diecast alm.	Forward voltage	DC6V
Heatsink material	Diecast alm.	Driver	CC - Remote

## Photometric Graphs

Hue Bin vs Rf Graph



Color Vector Graph



Spectrum vs Wavelength Graph



CIE Chromaticity Graph



## Finish Options

### Trim Finish

- Matt White
- Matt Black
- Custom RAL Color

### Reflector Finish

- Specular
- Pearl Black

## Dimming Options



Constant Current Driver  
4w 500mA 220-240V  
Non Dimmable



Constant Current Driver  
4w 500mA 220-240V  
Triac Dimmable



Constant Current Driver  
4w 500mA 220-240V  
Analog 0-10V / 1-10V Dimmable



Constant Current Driver  
4w 500mA 220-240V  
Dali Dimmable



Constant Current Driver  
4w 500mA 220-240V  
Dali Tunable



Constant Current Driver  
4w 500mA 220-240V  
RF Tunable (operated with RF remote)

L'azure constantly strives to improve our products using the latest technological advancements in the industry. Due to which the data mentioned in the data sheet is subject to change without prior notice.