

Brick 1x2 - #1254



4W



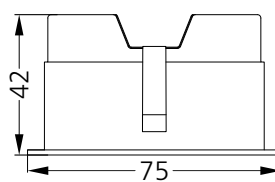
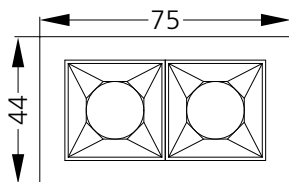

380lm



3000K



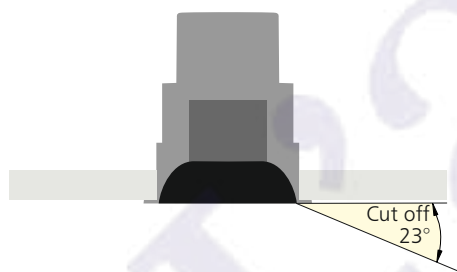
15°



66x37

Photometric Data

Light source	LED - High Power	Light output ratio	69%
Power (W)	4W	Color rendering index (Ra)	>92
Delivered lumens	380lm	Color rendering index (R9)	>50
Source lumens	550lm	Binning MacAdam	<3 SDCM
Colour temperature (K)	3000K	LED life	L90 B10 Tj75°C
Luminaire efficacy	95lm/W	UGR	<19
Beam angle	15°	Operating temperature	-20°C to +50°C
Cutoff angle	23°	Light distribution	Direct - Symmetric



Technical Data

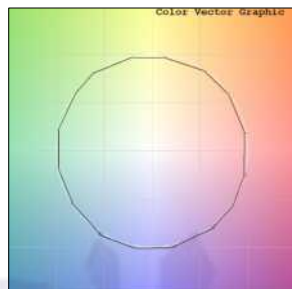
Mounting detail	Ceiling - Recessed 1-25mm	Product weight	124gms
Fixing detail	Dual tension spring	Safety class	III
Orientation	Fixed	Insulation class	III
IP rating	IP20	LED current (mA)	500mA
Glow wire test	850°	Voltage	AC230V
Trim material	Diecast alm.	Forward voltage	DC6V
Heatsink material	Diecast alm.	Driver	CC - Remote

Photometric Graphs

Hue Bin vs Rf Graph



Color Vector Graph



Spectrum vs Wavelength Graph



CIE Chromaticity Graph



Finish Options

Trim Finish

- Matt White
- Matt Black
- Custom RAL Color

Reflector Finish

- Specular
- Pearl Black

Dimming Options



Constant Current Driver
4w 500mA 220-240V
Non Dimmable



Constant Current Driver
4w 500mA 220-240V
Triac Dimmable



Constant Current Driver
4w 500mA 220-240V
Analog 0-10V / 1-10V Dimmable



Constant Current Driver
4w 500mA 220-240V
Dali Dimmable



Constant Current Driver
4w 500mA 220-240V
Dali Tunable



Constant Current Driver
4w 500mA 220-240V
RF Tunable (operated with RF remote)

L'azure constantly strives to improve our products using the latest technological advancements in the industry. Due to which the data mentioned in the data sheet is subject to change without prior notice.